

Product data sheet

Power connectors

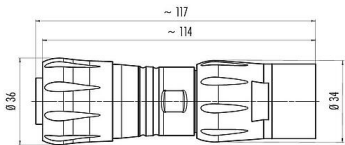


Product description	Bayonet Female cable connector, Contacts: 4+PE, 7.0-17.0 mm, unshielded, crimping (Crimp contacts must be ordered separately), IP68/IP69K, UL, VDE
Area	Bayonet HEC Power
Part no.	99 6490 100 05

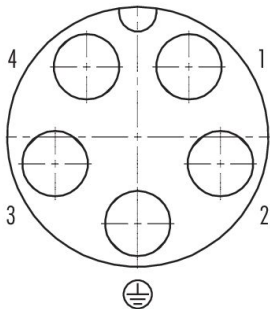
Illustration



Scale drawing



Contact arrangement (Plug-in side)



You can find the component part drawing and assembly instructions on the next page.

Technical data

General features

Part no.	99 6490 100 05
Connector design	Female cable connector
Version	Connector socket straight
Connector locking system	Bayonet
Termination	crimping (Crimp contacts must be ordered separately)
Degree of protection	IP68/IP69K
Cross-sectional area	2.50-6.00 mm ² / AWG 14-10
Cable outlet	7.0-17.0 mm
Temperature range from/to	-40 °C / 100 °C
Mechanical operation	> 1000 Mating cycles
Weight (g)	72.11
Customs tariff number	85369010
Country of Origin	DE

Electrical parameters

Rated voltage	600 V
Rated impulse voltage	6000 V
Rated current	32 A (35 A UL; 22 A CSA)
Insulation resistance	> 10 ⁸ Ω
Pollution degree	3
Overvoltage category	III
Insulating material group	I
EMC compliance	unshielded

Product data sheet

Power connectors



Product description	Bayonet Female cable connector, Contacts: 4+PE, 7.0-17.0 mm, unshielded, crimping (Crimp contacts must be ordered separately), IP68/IP69K, UL, VDE
Area Part no.	Bayonet HEC Power 99 6490 100 05

Material

Housing material	PA
Contact body material	PA
Contact material	depending on crimp contact (accessory)
REACH SVHC	None (No pollutants)
SCIP number	SCIP-number not available

Authorization/approvals

Approvals	UL, VDE
-----------	---------

Classifications

eCl@ss 11.1	27-44-01-02
ETIM 9.0	EC002635

Declarations of conformity

Low Voltage Directive	2014/35/EU (EN 60204-1:2018;EN 60529:1991)
-----------------------	--

Product description	Bayonet Female cable connector, Contacts: 4+PE, 7.0-17.0 mm, unshielded, crimping (Crimp contacts must be ordered separately), IP68/IP69K, UL, VDE
Area	Bayonet HEC Power
Part no.	99 6490 100 05

Assembly instructions

1. Strip to $L = X$ mm length and take off cable jacket.
2. Bead pressing screw, pinch ring, seal and distance sleeve to cable.
3. Strip insulation of the single wires (length Y mm).
4. Crimp contacts to single wires.*
5. Press crimped contacts into contact carrier until they snap into place. Then push the carrier into the connector sleeve to block.
6. Put locking unit to the thread of the connector sleeve and screw it towards the direction marked with an arrow until it is tight.
7. Push sealing ring into the pinch ring to block and fix both by screwing the pressing screw towards the connector sleeve. (recommended torque 2.5 Nm)

Extracting the contacts:

As the contacts are full floating the extraction tool can be inserted with slight pendular movements to block. Afterwards press the extraction button.

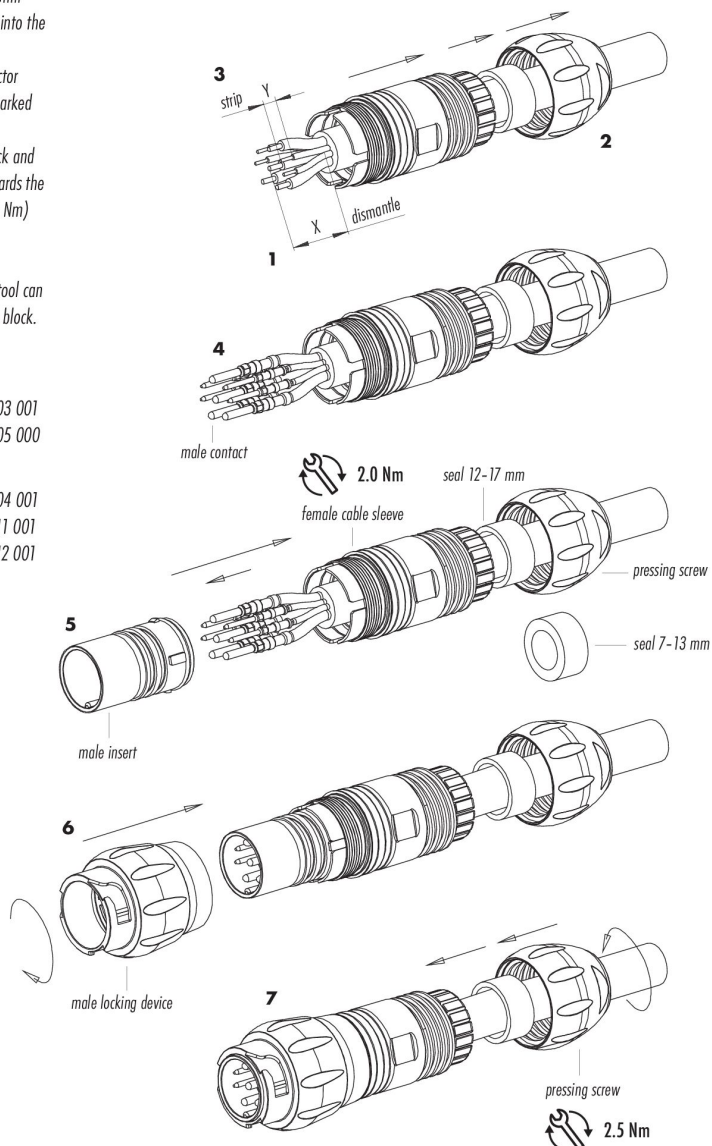
* Crimping tool

Ordering-No.	0.14 - 4 mm ²	66 0003 001
Ordering-No.	1.5 - 6 mm ²	66 0005 000

Extraction tool for contacts

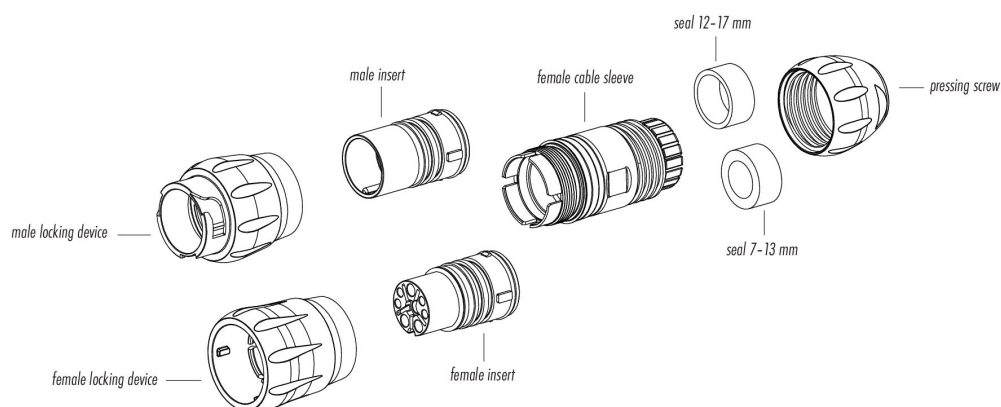
Ordering-No.	Ø 1.6 mm	66 0004 001
Ordering-No.	Ø 2.5 mm	66 0011 001
Ordering-No.	Ø 3.6 mm	66 0012 001

Contacts	contact-Ø	length X	length Y
8	Ø 1.6 mm	45 mm	8 mm
8	Ø 2.5 mm	45 mm	8 mm
5	Ø 3.6 mm	50 mm	12 mm



Product description	Bayonet Female cable connector, Contacts: 4+PE, 7.0-17.0 mm, unshielded, crimping (Crimp contacts must be ordered separately), IP68/IP69K, UL, VDE
Area	Bayonet HEC Power
Part no.	99 6490 100 05

Component part drawing



Product description	Bayonet Female cable connector, Contacts: 4+PE, 7.0-17.0 mm, unshielded, crimping (Crimp contacts must be ordered separately), IP68/IP69K, UL, VDE
Area Part no.	Bayonet HEC Power 99 6490 100 05

Security notices

The connector must not be plugged or unplugged under load. Non-observance and improper use can result in personal injury.

The connectors have been developed for applications in plant engineering, control and electrical equipment construction. The user is responsible for checking whether the connectors can also be used in other areas of application.

Connectors which are used in circuits with voltages dangerous to the touch may only be installed and used by, or under the supervision of, persons with electrical engineering training, taking into account the applicable regulations and standards.

DECLARATION FROM THE MANUFACTURER

For part no.: 99 6490 100 05

28/04/2024

With regard to the

Regulation (EC) No 1907/2006 of the European Parliament and of the Council of 18 December 2006 concerning the Registration, Evaluation, Authorisation and Restriction of Chemicals (REACH), establishing a European Chemicals Agency, amending Directive 1999/45/EC and repealing Council Regulation (EEC) No 793/93 and Commission Regulation (EC) No 1488/94 as well as Council Directive 76/769/EEC and Commission Directives 91/155/EEC, 93/67/EEC, 93/105/EC and 2000/21/EC.

With the REACH regulation, the EU has created a uniform system for the Registration, Evaluation, Authorisation and restriction of CHemicals – or REACH. The purpose of this regulation is to ensure a high level of protection of human health and the environment.

Franz Binder GmbH & Co. Elektrische Bauelemente KG hereby confirms that it acts as a downstream user (producer of products) according to the aforementioned regulation.

We obtain all raw materials and/or preparations, from which the connectors are made, from suppliers who have already registered or pre-registered all substances, including those present in the preparations. The products supplied by the company are not subject to registration.

With regard to Article 33(1) of the REACH regulation, Franz Binder GmbH & Co. Elektrische Bauelemente KG complies with its information obligations:

An up-to-date candidate list (candidate list of substances of very high concern for authorisation, as of 23/01/2024 see: <https://echa.europa.eu/de/candidate-list-table>) in accordance with Article 59 (1, 10) of the regulation (EC) No 1907/2006 (REACH) has been published.

The aforementioned article includes the following substances from the up-to-date candidate list in concentrations of more than 0,1 percent by mass:

- None (No pollutants)

Please refer any questions to our Product Compliance Team:

Product-Compliance@binder-connector.de

DECLARATION FROM THE MANUFACTURER

For part no.: 99 6490 100 05

28/04/2024

With regard to the

**COMMISSION DELEGATED DIRECTIVE (EU) 2015/863
of 31 March 2015**

**amending Annex II to Directive 2011/65/EU of the European Parliament and of the Council as regards
the list of restricted substances**

Directive 2011/65/EU stipulates provisions on the restriction of the use of hazardous substances in electrical and electronic equipment (EEE) with a view to contributing to the protection of human health and the environment, including the environmentally sound recovery and disposal of EEE waste.

ANNEX II

Restricted substances referred to in Article 4(1) and maximum concentration values tolerated by weight in homogeneous materials

Lead (0,1%) mercury (0,1%) cadmium (0,01%) hexavalent chromium (0,1%) polybrominated biphenyls (PBB) (0,1%) polybrominated diphenyl ethers (PBDE) (0,1%) bis(2-ethylhexyl) phthalate (DEHP) (0,1%) butyl benzyl phthalate (BBP) (0,1%) dibutyl phthalate (DBP) (0,1%) diisobutyl phthalate (DIBP) (0,1%)

Franz Binder GmbH & Co. Elektrische Bauelemente KG hereby confirms that it complies with all standard articles of the aforementioned Directive. Our products do not contain any of the specified prohibited substances above the maximum permitted concentrations specified therein, taking into account the exemptions in Annex III of Directive 2011/65/EU.

- Complies with RoHS III without exemption

Please refer any questions to our Product Compliance Team:

Product-Compliance@binder-connector.de

MANUFACTURER'S DECLARATION

For part no.: 99 6490 100 05

28/04/2024

with regard to

Declaration of compliance with China RoHS – Components

We herewith declare the compliance of this product with the Chinese marking requirements. This product can be recycled and used safely during its environmentally friendly use period of 50 years. These articles will be sold as components only for manufacturing. According to the Electronic Industry Standard SJ/T 11364-2014 it needs not to be marked with Environmentally Friendly Use Period (EFUP) label. This product should be recycled after its environmental protection use period has expired because it may contain substances or elements as shown in the following table:

Part Name	Hazardous Substance					
	Lead (Pb)	Mercury (Hg)	Cadmium (Cd)	Hexavalent Chromium (Cr(VI))	Polybrominated biphenyls (PBB)	Polybrominated diphenyl ethers (PBDE)
Connectors	0	0	0	0	0	0

This table is prepared in accordance with the provisions of SJ/T 11364.

O: Indicates that said hazardous substance contained in all of the homogeneous materials for this part is below the limit requirement of GB/T 26572

X: Indicates that said hazardous substance contained in at least one of the homogeneous materials used for this part is above the limit requirement of GB/T 26572

The table shows where these substances may be found in this Electrical and Electronic Product.

Please refer any questions to our Product Compliance Team:

Product-Compliance@binder-connector.de

EU DECLARATION OF CONFORMITY

Manufacturer **Franz Binder GmbH & Co.
Elektrische Bauelemente KG
Rötelsstraße 27
D-74172 Neckarsulm**

Part no. **99 6490 100 05**

Product

Series **Bayonet HEC Power**

This product complies with the requirements of the following European Directive:
Directive 2014/35/EU of the European Parliament and of the council of 26 February 2014 on the harmonisation of the laws of the Member States relating to the making available on the market of electrical equipment designed for use within certain voltage limits (recast).


The following harmonized standards have been applied for conformity assessment:

EN 60204-1:2018;EN 60529:1991

References to standards apply to references to their amendments, if these amendments are listed to the respective directives in the Official Journal of the European Union.

This declaration of conformity is issued under the sole responsibility of the manufacturer.

Neckarsulm, 2020-06-30



i.A. Markus Grimm
Product Compliance Manager

UKCA DECLARATION OF CONFORMITY

Manufacturer **Franz Binder GmbH & Co.
Elektrische Bauelemente KG
Rötelsstraße 27
D-74172 Neckarsulm**

Object of the declaration **Connector (COC)**
Product **99 6490 100 05**

The object of the declaration described above is in conformity with the relevant UK-Regulations and UK-Guidelines:

The Electrical Equipment (Safety) Regulations 2016

STATUTORY INSTRUMENTS

2016 No. 1101

CONSUMER PROTECTION

HEALTH AND SAFETY

References of standards and/ or technical specifications applied for this declaration of conformity, or parts thereof:

2016 No. 1101: EN 61984:2009

This declaration is issued under the sole responsibility of the manufacturer.

Neckarsulm, 2021-09-17



i.A. Markus Grimm
Product Compliance Manager