

# Product data sheet

## Miniature connectors

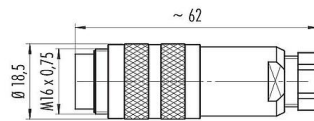


Product description	<b>M16 Male cable connector, Contacts: 5 (05-b), 4.0-6.0 mm, shieldable, solder, IP67, UL</b>
Area	<b>M16 IP67</b>
Part no.	<b>99 5117 19 05</b>

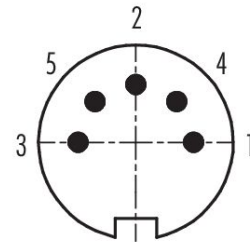
### Illustration



### Scale drawing



### Contact arrangement (Plug-in side)



You can find the assembly instructions on the next page.

## Technical data

### General features

Part no.	<b>99 5117 19 05</b>
Connector design	Male cable connector
Type standard	DIN EN 61076-2-106
Version	Connector pin straight
Connector locking system	screw
Termination	solder
Degree of protection	IP67
Cross-sectional area	max. 0.75 mm <sup>2</sup> / AWG 18
Cable outlet	4.0-6.0 mm
Temperature range from/to	-30 °C / 95 °C
Mechanical operation	> 500 Mating cycles
Weight (g)	49.24
Customs tariff number	85369010
Country of Origin	DE

### Electrical parameters

Rated voltage	60 V
Rated impulse voltage	500 V
Rated current	6.0 A
Insulation resistance	≥ 10 <sup>10</sup> Ω
Pollution degree	1
Overvoltage category	I
Insulating material group	III
EMC compliance	shieldable
Shield connection	Shielding ring

# Product data sheet

## Miniature connectors



Product description	<b>M16 Male cable connector, Contacts: 5 (05-b), 4.0-6.0 mm, shieldable, solder, IP67, UL</b>
Area	<b>M16 IP67</b>
Part no.	<b>99 5117 19 05</b>

### Material

Housing material	CuZn (Brass nickel plated)
Contact body material	PBT (UL94 V-0)
Contact material	CuZn (brass)
Contact plating	Au (gold)
REACH SVHC	CAS 96-45-7 (Imidazolidine-2-thione) CAS 7439-92-1 (Lead)
SCIP number	636d1e8c-9583-4915-bdf4-d018e1c2b553

### Authorization/approvals

Approvals	UL
-----------	----

### Classifications

eCl@ss 11.1	27-44-01-02
ETIM 9.0	EC002635

### Declarations of conformity

Low Voltage Directive	2014/35/EU (EN 60204-1:2018;EN 60529:1991)
-----------------------	--

# Product data sheet

## Miniature connectors



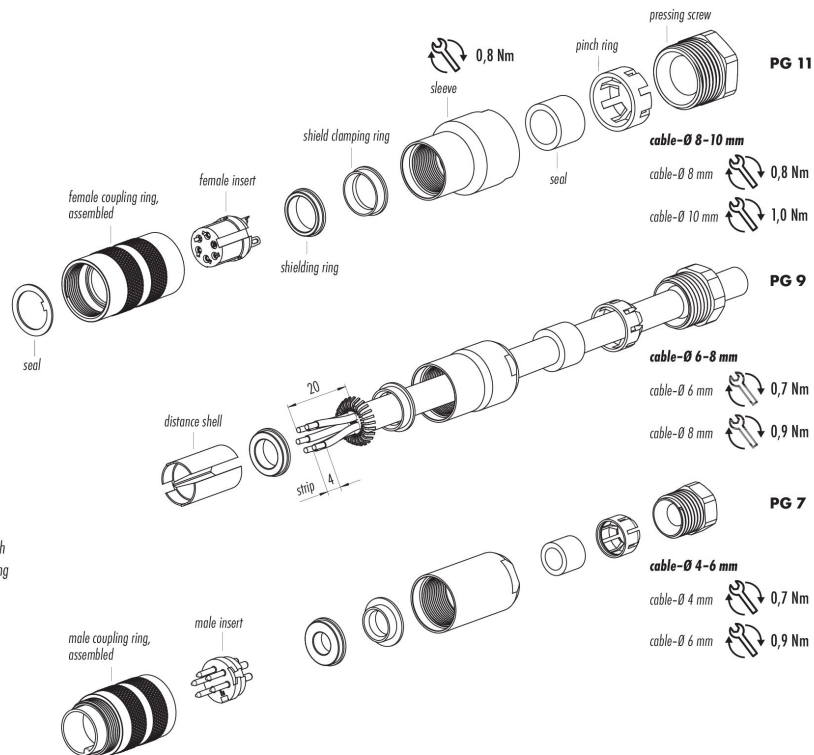
Product description **M16 Male cable connector, Contacts: 5 (05-b), 4.0-6.0 mm, shieldable, solder, IP67, UL**

Area **M16 IP67**

Part no. **99 5117 19 05**

### Assembly instructions

1. Bead pressing screw, pinch ring, seal, distance shell and shield clamping ring on cable.
2. Dismantle cable to 20 mm length.
3. Strip wires, widen shield and bead shielding ring.
4. Solder wires, snap distance shell, push the shield clamping ring and shielding ring together and cut off projecting shielding braid.
5. Assemble remaining parts.



Product description	<b>M16 Male cable connector, Contacts: 5 (05-b), 4.0-6.0 mm, shieldable, solder, IP67, UL</b>
Area	<b>M16 IP67</b>
Part no.	<b>99 5117 19 05</b>

## Security notices

The connector must not be plugged or unplugged under load. Non-observance and improper use can result in personal injury.

The connectors have been developed for applications in plant engineering, control and electrical equipment construction. The user is responsible for checking whether the connectors can also be used in other areas of application.

Connectors which are used in circuits with voltages dangerous to the touch may only be installed and used by, or under the supervision of, persons with electrical engineering training, taking into account the applicable regulations and standards.

Plug connectors with enclosure protection IP67 and IP68 are not suitable for use under water. When used outdoors, the plug connectors must be protected separately against corrosion. For further information on the IP protection classes, please refer to the "Technical Information" download centre.

The plug connector is not suitable for mains voltages. Please observe the pollution degree and the overvoltage category. For further information, please refer to the download center "Technical Information".

To lock the cable connector with the device connector, the threaded ring is tightened "hand-tight" (approx. 50 cNm).