

Product data sheet

Automation technology - Data transmission

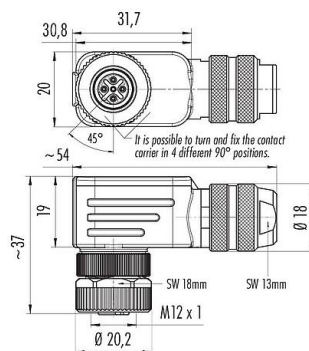


Product description	M12 Female angled connector, Contacts: 5, 6.5-8.5 mm, shieldable, screw clamp, IP67, UL
Area	M12-B
Part no.	99 1436 920 05

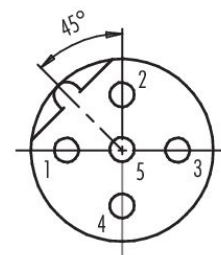
Illustration



Scale drawing



Contact arrangement (Plug-in side)



You can find the component part drawing on the next page.

Technical data

General features

Part no.	99 1436 920 05
Connector design	Female angled connector
Type standard	DIN EN 61076-2-101
Version	Connector socket angled
Connector locking system	screw
Termination	screw clamp
Degree of protection	IP67
Cross-sectional area	max. 0.75 mm ² / AWG 18
Cable outlet	6.5-8.5 mm
Twistability	90° (4 coding options)
Temperature range from/to	-40 °C / 85 °C
Mechanical operation	> 50 Mating cycles
Weight (g)	68.04
Customs tariff number	85369010
Country of Origin	HU

Electrical parameters

Rated voltage	60 V
Rated impulse voltage	1500 V
Rated current	4.0 A
Insulation resistance	≥ 10 ¹⁰ Ω
Pollution degree	3
Overvoltage category	II

Product data sheet

Automation technology - Data transmission



Product description	M12 Female angled connector, Contacts: 5, 6.5-8.5 mm, shieldable, screw clamp, IP67, UL
Area	M12-B
Part no.	99 1436 920 05

Insulating material group	III
EMC compliance	shieldable
Shield connection	Shielding ring

Material

Housing material	Zinc die-cast nickel-plated
Contact body material	PA
Contact material	CuZn (brass)
Contact plating	Au (gold)
Locking material	Zinc die-cast nickel-plated
REACH SVHC	CAS 7439-92-1 (Lead)
SCIP number	7c493065-a7a5-4ee7-9f87-be3827bd8393

Authorization/approvals

Approvals	UL
-----------	----

Classifications

eCl@ss 11.1	27-44-01-02
ETIM 9.0	EC002635

Declarations of conformity

Low Voltage Directive	2014/35/EU (EN 60204-1:2018;EN 60529:1991)
-----------------------	--

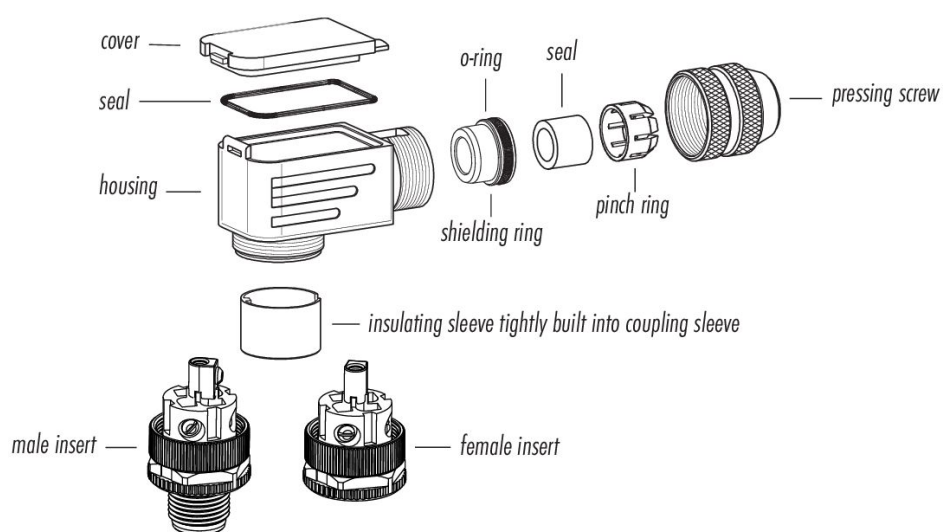
Product data sheet

Automation technology - Data transmission



Product description	M12 Female angled connector, Contacts: 5, 6.5-8.5 mm, shieldable, screw clamp, IP67, UL
Area	M12-B
Part no.	99 1436 920 05

Component part drawing



Product description	M12 Female angled connector, Contacts: 5, 6.5-8.5 mm, shieldable, screw clamp, IP67, UL
Area	M12-B
Part no.	99 1436 920 05

Security notices

The connectors have been developed for applications in plant engineering, control and electrical equipment construction. The user is responsible for checking whether the connectors can also be used in other areas of application.

Plug connectors with enclosure protection IP67 and IP68 are not suitable for use under water. When used outdoors, the plug connectors must be protected separately against corrosion. For further information on the IP protection classes, please refer to the "Technical Information" download centre.

To lock the cable connector with the device connector, the threaded ring is tightened "hand-tight" (approx. 60 cNm).