

Product data sheet

Subminiature connectors

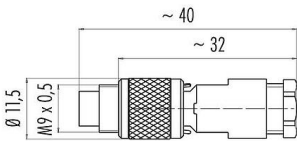


Product description	M9 Male cable connector, Contacts: 7, 3.5-5.0 mm, unshielded, solder, IP67
Area	M9 IP67
Part no.	99 0421 00 07

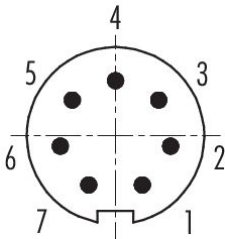
Illustration



Scale drawing



Contact arrangement (Plug-in side)



You can find the assembly instructions on the next page.

Technical data

General features

Part no.	99 0421 00 07
Connector design	Male cable connector
Version	Connector pin straight
Connector locking system	screw
Termination	solder
Degree of protection	IP67
Cross-sectional area	max. 0.14 mm ² / AWG 26
Cable outlet	3.5-5.0 mm
Temperature range from/to	-40 °C / 85 °C
Mechanical operation	> 500 Mating cycles
Weight (g)	6.32
Customs tariff number	85369010
Country of Origin	DE

Electrical parameters

Rated voltage	125 V
Rated impulse voltage	1500 V
Rated current	1.0 A
Insulation resistance	≥ 10 ¹⁰ Ω
Pollution degree	1
Overvoltage category	II
Insulating material group	III
EMC compliance	unshielded

Product data sheet

Subminiature connectors



Product description	M9 Male cable connector, Contacts: 7, 3.5-5.0 mm, unshielded, solder, IP67
Area	M9 IP67
Part no.	99 0421 00 07

Material

Housing material	PA/CuZn (Nickel-plated brass)
Contact body material	PBT (UL94 V-0)
Contact material	CuZn (brass)
Contact plating	Au (gold)
Locking material	CuZn (brass)
REACH SVHC	CAS 7439-92-1 (Lead)
SCIP number	878b696c-abc7-40b0-a86e-976a041fe8c5

Classifications

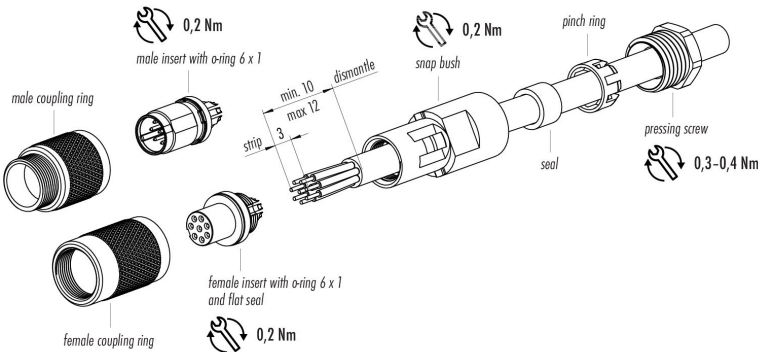
eCl@ss 11.1	27-44-01-02
ETIM 9.0	EC002635

Declarations of conformity

Low Voltage Directive	2014/35/EU (EN 60204-1:2018;EN 60529:1991)
-----------------------	--

Assembly instructions

1. Bead pressing screw, pinch ring, seal and snap bush to cable.
2. Dismantle cable to min. 10 and max 12 mm length.
3. Strip and solder single wires.
4. Screw snap bush with contact insert.
5. Push the assembled part into the coupling ring and screw the coupling ring with the snap bush.
6. Push seal and pinch ring into snap bush and tighten pressing screw.
7. Snap coupling ring onto snap bush.



Product description	M9 Male cable connector, Contacts: 7, 3.5-5.0 mm, unshielded, solder, IP67
Area	M9 IP67
Part no.	99 0421 00 07

Security notices

The connector must not be plugged or unplugged under load. Non-observance and improper use can result in personal injury.

The connectors have been developed for applications in plant engineering, control and electrical equipment construction. The user is responsible for checking whether the connectors can also be used in other areas of application.

Plug connectors with enclosure protection IP67 and IP68 are not suitable for use under water. When used outdoors, the plug connectors must be protected separately against corrosion. For further information on the IP protection classes, please refer to the "Technical Information" download centre.