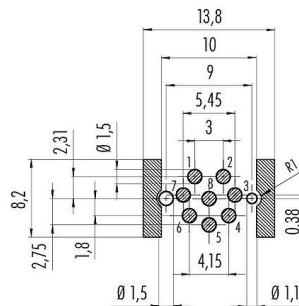


Product description **M12 Female receptacle, Contacts: 8, shieldable, SMT, IP67, for SMT**
Area **M12-A**
Part no. **09 0484 601 08**

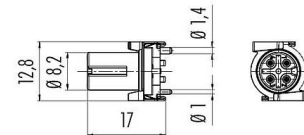
Illustration



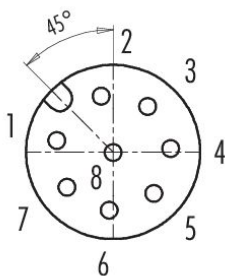
Conductor layout



Scale drawing



Contact arrangement (Plug-in side)



Technical data

General features

Part no.	09 0484 601 08
Connector design	Female receptacle
Type standard	DIN EN 61076-2-101
Version	Connector socket straight

Product description	M12 Female receptacle, Contacts: 8, shieldable, SMT, IP67, for SMT
Area	M12-A
Part no.	09 0484 601 08

Connector locking system	screw
Termination	SMT
Degree of protection	IP67
Temperature range from/to	-40 °C / 85 °C
Mechanical operation	> 100 Mating cycles
Weight (g)	1.98
Customs tariff number	85369010
Country of Origin	DE

Electrical parameters

Rated voltage	30 V
Rated impulse voltage	800 V
Rated current	1.5 A
Insulation resistance	> 10 ⁸ Ω
Pollution degree	3
Overvoltage category	II
Insulating material group	III
EMC compliance	shieldable
Shield connection	Shielding plate

Material

Contact body material	LCP
Contact material	CuSn (bronze)
Contact plating	Au (gold)
REACH SVHC	CAS 7439-92-1 (Lead)
SCIP number	e491cce9-5bce-43cb-a1f9-20074deeb92e

Classifications

eCl@ss 11.1	27-44-01-09
ETIM 9.0	EC003569

Product description	M12 Female receptacle, Contacts: 8, shieldable, SMT, IP67, for SMT
Area	M12-A
Part no.	09 0484 601 08

Security notices

The connector must not be plugged or unplugged under load. Non-observance and improper use can result in personal injury.

The connectors have been developed for applications in plant engineering, control and electrical equipment construction. The user is responsible for checking whether the connectors can also be used in other areas of application.

To protect against unintentional opening of the connector, the thread between the housing and the connector head must be secured with a suitable cyanoacrylate adhesive when used in circuits with voltages dangerous to the touch. This does not apply to connectors used in SELV and PELV circuits according to IEC 61140 (EN 61140, VDE 0140-1).

Connectors which are used in circuits with voltages dangerous to the touch may only be installed and used by, or under the supervision of, persons with electrical engineering training, taking into account the applicable regulations and standards.

Plug connectors with enclosure protection IP67 and IP68 are not suitable for use under water. When used outdoors, the plug connectors must be protected separately against corrosion. For further information on the IP protection classes, please refer to the "Technical Information" download centre.

To lock the cable connector with the device connector, the threaded ring is tightened "hand-tight" (approx. 60 cNm).

The user must take appropriate safety precautions to ensure that the connector cannot be accidentally disconnected. In addition, the user must ensure that the cable is suitably secured.