

# Product data sheet

## Subminiature connectors

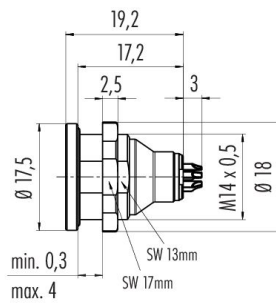


Product description	<b>Push Pull Female panel mount connector, Contacts: 4, shieldable, solder, IP67</b>
Area	<b>Push-Pull IP67</b>
Part no.	<b>09 4912 00 04</b>

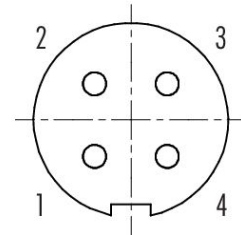
### Illustration



### Scale drawing



### Contact arrangement (Plug-in side)



You can find the component part drawing and assembly instructions on the next page.

## Technical data

### General features

Part no.	<b>09 4912 00 04</b>
Connector design	Female panel mount connector
Version	Connector socket straight
Connector locking system	Push-Pull
Termination	solder
Degree of protection	IP67
Cross-sectional area	0.25 mm <sup>2</sup> / AWG 24
Temperature range from/to	-40 °C / 85 °C
Mechanical operation	> 500 Mating cycles
Weight (g)	10.02
Customs tariff number	85369010
Country of Origin	DE

### Electrical parameters

Rated voltage	125 V
Rated impulse voltage	1500 V
Rated current	3,0 A
Pollution degree	2
Overvoltage category	I
Insulating material group	II
EMC compliance	shieldable
Shield connection	Shield on the housing

# Product data sheet

## Subminiature connectors



Product description **Push Pull Female panel mount connector, Contacts: 4, shieldable, solder, IP67**

Area **Push-Pull IP67**  
Part no. **09 4912 00 04**

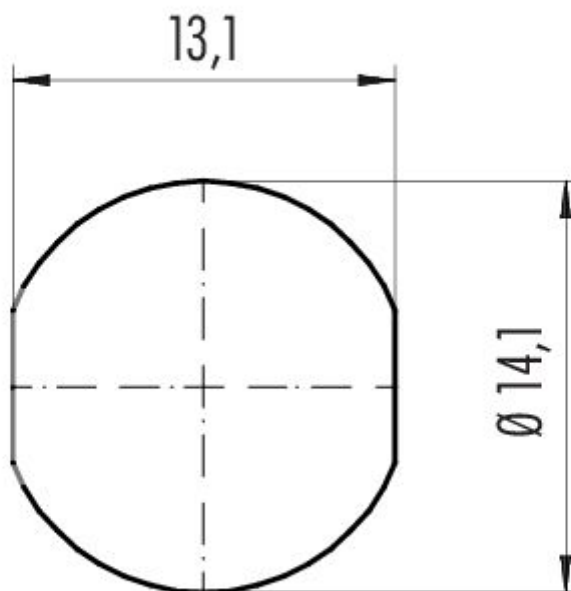
### Material

Contact body material	PUR/PA
Contact material	CuSn (bronze)
Contact plating	Au (gold)
REACH SVHC	CAS 7439-92-1 (Lead)
SCIP number	7d89beca-6325-4878-a047-47f56b8d52f5

### Classifications

eCl@ss 11.1	27-44-01-09
ETIM 9.0	EC003569

### Assembly instructions / Panel cut-out

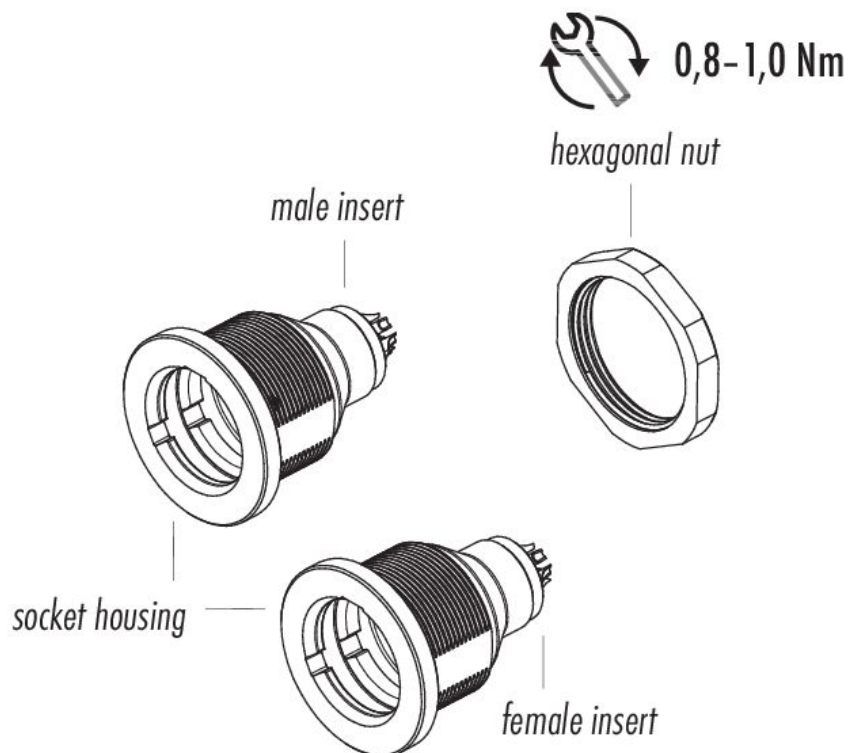


**Product data sheet**  
**Subminiature connectors**

Product description **Push Pull Female panel mount connector, Contacts: 4, shieldable, solder, IP67**

Area **Push-Pull IP67**  
Part no. **09 4912 00 04**

**Component part drawing**



Product description	<b>Push Pull Female panel mount connector, Contacts: 4, shieldable, solder, IP67</b>
Area	<b>Push-Pull IP67</b>
Part no.	<b>09 4912 00 04</b>

## Security notices

The connector must not be plugged or unplugged under load. Non-observance and improper use can result in personal injury.

The connectors have been developed for applications in plant engineering, control and electrical equipment construction. The user is responsible for checking whether the connectors can also be used in other areas of application.

Connectors which are used in circuits with voltages dangerous to the touch may only be installed and used by, or under the supervision of, persons with electrical engineering training, taking into account the applicable regulations and standards.

The user must take suitable safety precautions to ensure that the connector cannot be accidentally disconnected.

Plug connectors with enclosure protection IP67 and IP68 are not suitable for use under water. When used outdoors, the plug connectors must be protected separately against corrosion. For further information on the IP protection classes, please refer to the "Technical Information" download centre.

The plug connector is not suitable for mains voltages. Please observe the pollution degree and the overvoltage category. For further information, please refer to the download center "Technical Information".